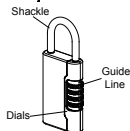




SETTING YOUR OWN COMBINATION

Your new resettable combination padlock is preset to open at 0-0-0-0 (Even though dials may be positioned at other numbers.)



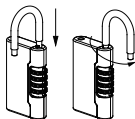
Step 1

Turn the dials and align the numbers 0-0-0-0 with the guide line.



Step 2

Pull up the shackle and turn it 90° counterclockwise to align the projection on the shackle with the notch on the lock body.



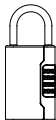
Step 3

Press the shackle down firmly and turn the shackle further 180° counterclockwise so it is fixed at a position.



Step 4

Now turn the dials to your desired combination.



Step 5

Return the shackle back to the original position. Your personal combination is now ready to use.

H Y`cW`Vcl`k J`cb`mcdYb`UbX`WcgY`cb`itg`gYhWta`VjbUjcb`
GWUa`VY`H`YXJ`Ug`tc`cW`H`Y`cW`Vcl`"

In order to change your combination once you have already set a combination, align dials to your current combination rather than 0-0-0-0 and proceed from step 1.

